



PARTNER | SOLVE | DELIVER®

ELECTRIC & HYBRID VEHICLES

CUSTOM SWITCHING & SENSING SOLUTIONS

Engineered Smarter & More Efficient for the Long Haul



ELECTRIC & HYBRID VEHICLES

SWITCHING & SENSING SOLUTIONS WITH SUPERIOR FUNCTIONALITY, LONGEVITY AND RELIABILITY

BATTERY MANAGEMENT SYSTEMS

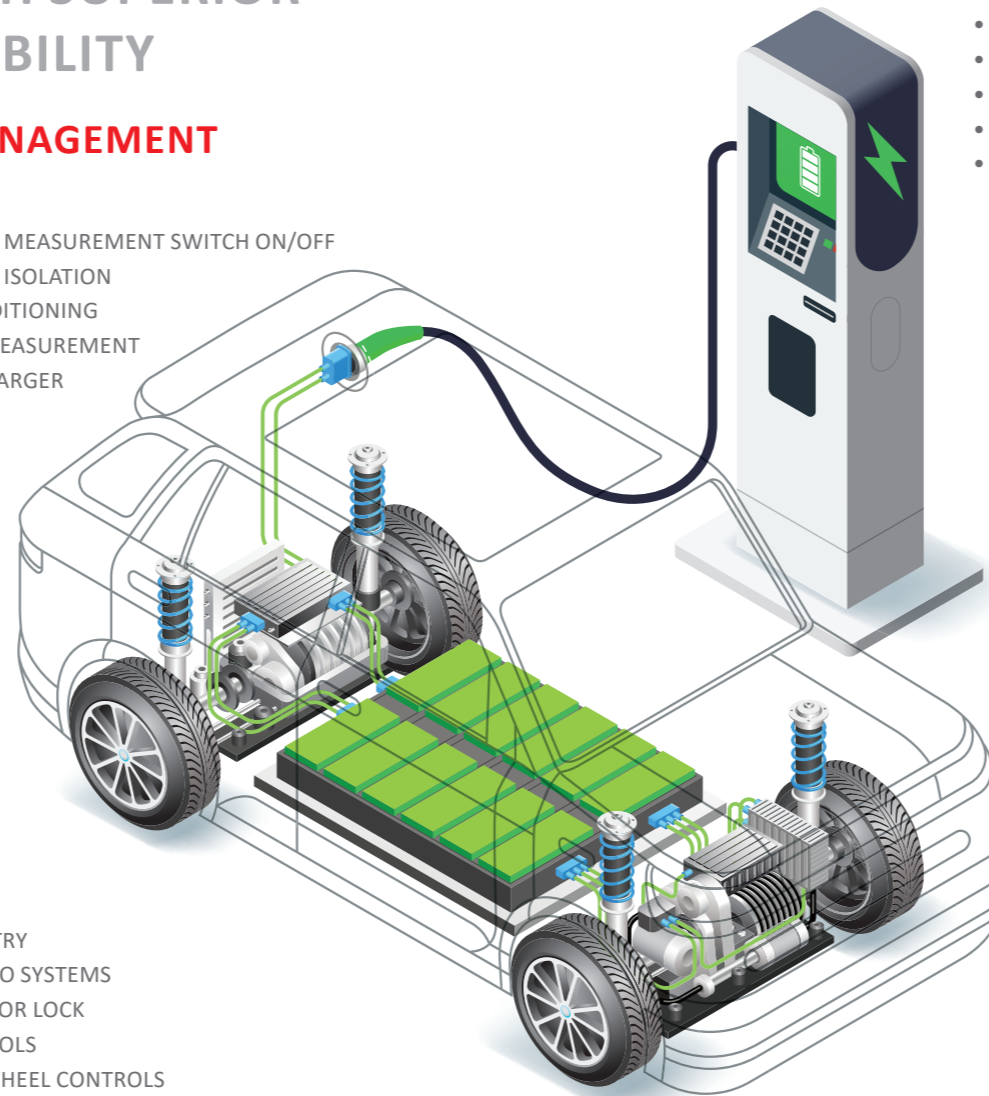
- HIGH VOLTAGE MEASUREMENT SWITCH ON/OFF
- HIGH VOLTAGE ISOLATION
- BATTERY CONDITIONING
- INSULATION MEASUREMENT
- ON-BOARD CHARGER

SAFETY SENSORS

- ANTI-THEFT ALARMS
- BRAKE PEDAL
- BATTERY CONTROL
- COLLISION
- CONVERTIBLE ROOF
- DOOR LATCH
- EMISSION DETECTION
- END POSITION CONTROL
- GAS CAP/DOOR LATCH
- HOOD LATCH
- IGNITION IMMOBILIZER
- MIRROR CONTROLS
- POWER WINDOWS
- SEAT BELT DETECTION
- TIRE PRESSURE MONITORING
- TRAILER HITCH/LIGHTS

CONVENIENCE SENSORS

- ANTENNAS
- CLIMATE CONTROLS
- CRUISE CONTROL
- DOOR SWITCH COURTESY LIGHT
- GLOBAL POSITIONING SYSTEM
- GLOVE COMPARTMENT ILLUMINATION
- INTERIOR/DASHBOARD LED LIGHTING
- KEYLESS ENTRY
- MUSIC/VIDEO SYSTEMS
- REMOTE DOOR LOCK
- SEAT CONTROLS
- STEERING WHEEL CONTROLS
- SUNROOF
- SUN VISOR CONTROLS



LEVEL SENSORS

- FUEL
- COOLANT
- POWER STEERING
- DIFF GEARBOX OIL
- WINDSHIELD WASHER FLUID
- BRAKE FLUID
- OIL LEVEL
- SINGLE/MULTI/CONTINUOUS

POSITION SENSORS

- AIRBAG
- BATTERY IMPACT
- BRAKE SYSTEM
- CHARGE/FUEL PORT DOOR DETECTION
- COLLISION
- DOORS/HOOD/ROOF/WINDOWS
- CRUISE CONTROL
- CLIMATE CONTROLS
- LIGHTING- DASH/GLOVEBOX
- LIGHTING- DOORS/SUNVISOR
- IGNITION IMMOBILIZER
- MIRROR CONTROLS
- MUSIC/VIDEO SYSTEMS
- NAVIGATION SYSTEM
- SEAT BUCKLE/OCCUPANCY
- STEERING
- TIRE PRESSURE
- TRAILER HITCH/LIGHTS
- STEERING

SPEED SENSORS

- VEHICLE SPEED
- ENGINE RPMS
- OVERSPEED CONDITIONS
- UNDERSPEED CONDITIONS
- CRANK/SHAFT/GEAR ROTATION
- WHEEL SPEED/DIRECTION
- TRANSMISSION SPEED/DIRECTION



KEY COMPONENTS



GEAR TOOTH SENSOR

Gear sensor coupled with parking sensor to detect unwanted wheel rolling and engagement of safety brake.



EV ISOLATION RELAYS

KT & MHV Series Reed relays measure high isolation EV Battery Management Systems.



REED/HALL SENSOR

MK04/MH04 proximity sensor detects if lids, compartments or doors are open. Draws no power in its normally open state (Reed).



REED FLOAT SENSOR

Single point low fluid level sensor. Coupled with a grommet these sensors are easily pressfit installed into blow molded bottles.



ANGLE POSITION SENSOR

Angle position sensor to detect rotation of linkages and brackets.




GEAR TOOTH SENSOR

Gear tooth sensor for detecting the rotation and speed of shafts, gears, wheels, and engine RPMs.



REED PROXIMITY SENSOR

Reed proximity sensor can detect engagement of pedals, parking brake, or locking systems. Draws no power in its normally open state.



SMD REED SENSOR

Reed switch and over molded reed switches available to operate on/off lights, compartment openings, and alarm systems.

ADVANCED MAGNETIC SENSING

OUR VERSATILE ENGINEERING EXPERTISE IN MAGNETIC SENSING TECHNOLOGIES AND CUSTOM PACKAGING ALLOWS US TO BE A ONE-STOP-SHOP FOR YOUR SENSING REQUIREMENTS.

SENSING TECHNOLOGIES

REED

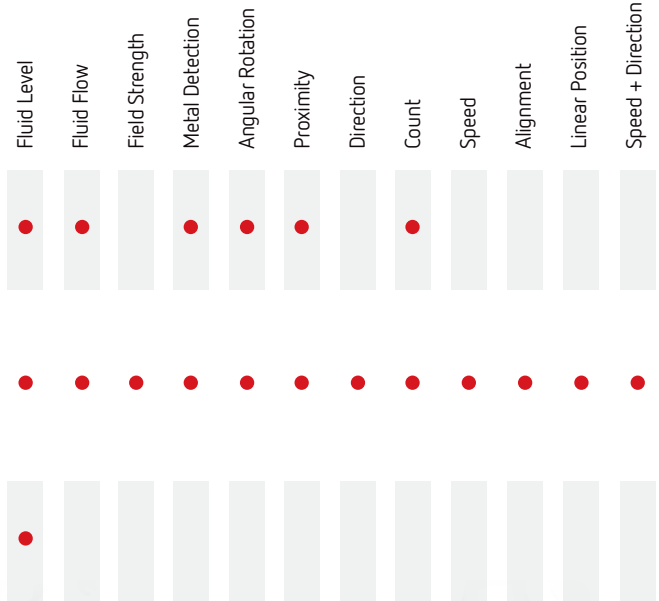
- World leader in reed technology
- No power required
- Cost effective solution
- Reliable 2-wire device
- High isolation
- > 50 million in automotive applications

HALL EFFECT

- Sensor Solutions, Inc. products added 3/22
- Digital or analog outputs
- Programmable
- Patented level sensor
- Power consumption in low mA

CONDUCTIVE/ CAPACITIVE

- Continuous fluid level analog output
- Solid state reliable with no moving parts
- Handles wide temperature range



Standex Electronics
Worldwide Headquarters
 4150 Thunderbird Lane
 Fairfield, OH 45014 USA
 +1.866.STANDEX (782.6339)
info@standexelectronics.com

StandexMeder Europe (Germany)
 +49.7733.9253.200
salesemea@standexelectronics.com

Standex-Meder Asia (Shanghai)
 +86.21.37606000
salesasia@standexelectronics.com

Standex Electronics India (Chennai)
 +91.98867.57533
salesindia@standexelectronics.com

Standex Electronics Japan (Kofu)
 +81.42.698.0026
sej-sales@standex.co.jp

