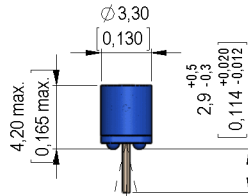
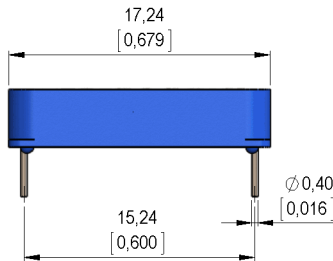


Dimensions mm[inch]




tolerances acc. to DIN ISO 2768-m
Toleranzen gem. DIN ISO 2768-m

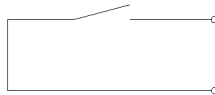


Isometric

Scale 2:1
Maßstab 2:1



Schematic



Marking

according to EN60062/factory code
gem. EN60062/Fertigungsstätte



Angular variation of the pins up to 7,5° possible
Winkelabweichungen der Anschlußbeine, bis zu 7,5° möglich

Magnetic properties	Conditions	Min	Typ	Max	Unit
Pull-In	at 20°C	6,2		12,2	VDC
Test equipment		PK 055			

Special Product Data	Conditions	Min	Typ	Max	Unit
Contact - No.		87			
Contact - form		A - NO			
Contact rating	Any DC combination of V & A not to exceed their individual max.'s			10	W
Switching voltage	DC or Peak AC			200	V
Carry current	DC or Peak AC			0,5	A
Switching current	DC or Peak AC			0,4	A
Sensor-resistance	measured with 40% overdrive Sensor deactivated			150	mOhm
Housing material		PBT glass fibre reinforced			
Case color		blue			
Sealing compound		Epoxy resin			

Environmental data	Conditions	Min	Typ	Max	Unit
Shock	1/2 sine wave duration 11ms			30	g
Vibration	from 10 - 2000 Hz			20	g
Ambient temperature		-20		85	°C
Storage temperature		-35		85	°C
Cleaning		fully sealed			